

## How to register title on Studentweb

You need to register the final title of your Diploma project or Master's thesis on StudentWeb prior to the deadline for submission.

The title will appear on your diploma/certificate. Therefore it is important that you register it correctly.

Take care of your diploma/certificate, it will be issued only once.




The deadlines for registration are:

- 1<sup>st</sup> of December (Autumn semester)
- 1<sup>st</sup> of May (Spring semester)

Please in order to register, follow the instructions below.


1. Log on to Studentweb
2. Choose "Active courses", and click "Edit"

## Active courses

12 701 Diploma Rectangular Snip 30 Credits   

**Class info:**

Spring 2019 - Admission granted ✕ Withdraw from class




[Click here to see details about the course.](#) 

**Exam registrations:**

Spring 2019 - Prosjekt + presentasjon - Signed up ✍ Edit


✕ Withdraw from exam

Language: English  
Campus: AHO OSLO

12 701 Diploma 30 Credits   

**Class info:**

Spring 2019 - Admission granted ✕ Withdraw from class

[Click here to see details about the course.](#) 

**Exam registrations:**

Spring 2019 - Prosjekt + presentasjon - Signed up ✍ Edit

✕ Withdraw from exam

Language: English  
Campus: AHO OSLO

3. Choose "Show title"

**12 701 - Edit** x

---

Time and form:  
Spring 2019 - Prosjekt + presentasjon

Language:

Date/deadline/room:  
Campus: AHO OSLO

[Show title](#)

---

4. Finally, enter the title of your Diploma project or Master's thesis. Remember to write the title of your thesis in the original language and English. If the original title of your thesis is in English, the English title field must still be filled in.

**12 701 - Edit** x

---

Date/deadline/room:  
Campus: AHO OSLO

Title in the original language:

Title in English:

---

5. Remember to "save" in the end.