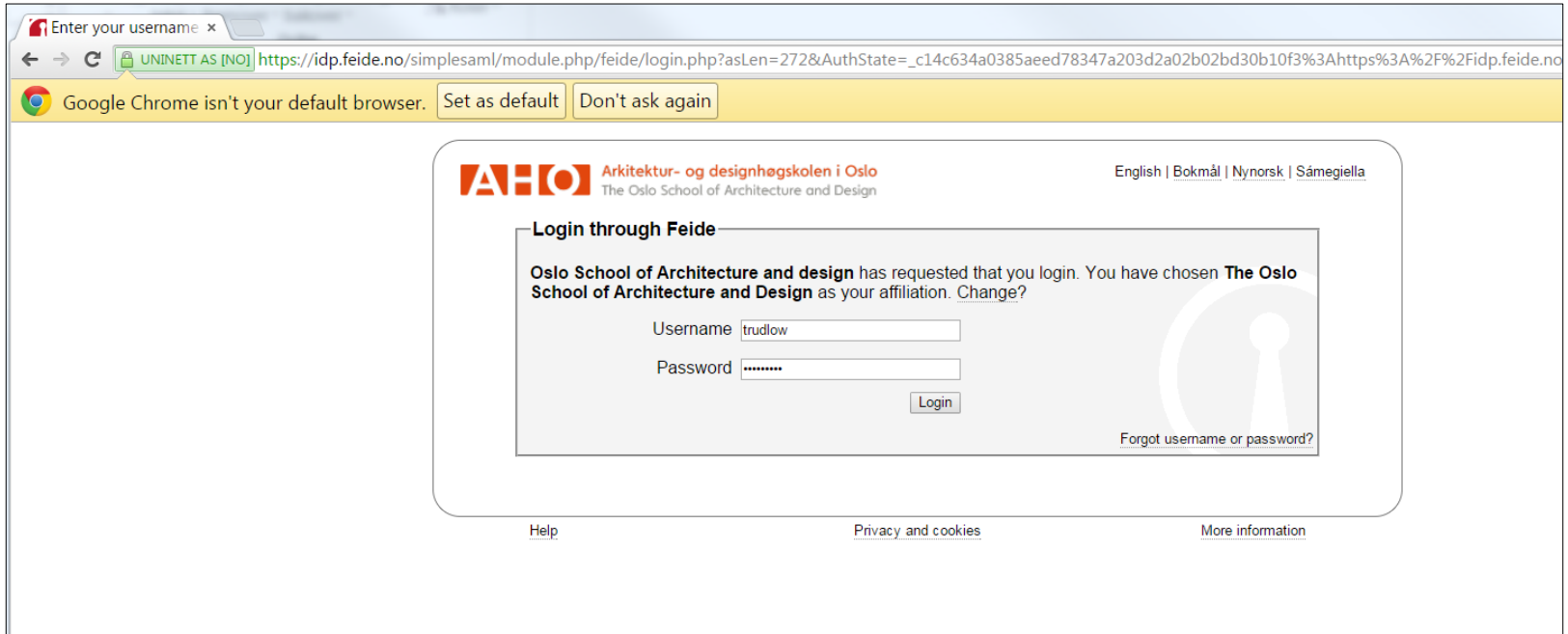
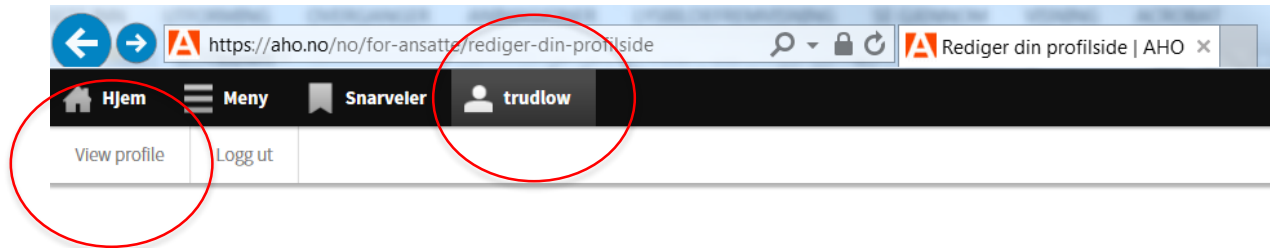


User manual for aho.no: Edit your profile page

1. Click on this link: [For AHO-ansatte](#), select in the left menu "Rediger/edit din profil"
2. Login via Feide with your AHO username and password:



3. Click on your user name, then View Profile



Hjem / For ansatte / [Rediger din profilside](#)

Vis Rediger Oversett


- [Add news article](#)

Rediger din profilside

To edit your AHO profile page, [login via Feide here](#)

Download user manual "How to edit your profile page"

4. click on Edit /rediger



Trude Løw Hansen

Kommunikasjonsrådgiver

Informasjon

tlh@aho.no
Tel: 2299 7118

Rediger

Last ned høyopløselig versjon

Ansvarsområder:

AHOs nettside
Årbøker
Forskningsformidling
Sosiale medier
Stillingsannonser (design)
Brosjyrer
Andre trykksaker
Omvisninger

Tilbake

5. EDITING

The first part of the page stems from the payroll system SAP, you cannot edit this information. Let us know if it needs correcting.

Further down you can fill in

Corrected title: If the SAP title is incorrect

Secondary position: if you have two positions, e.g. Head of Institute + Professor

Additional email address: for example to your architectural practice

Recommended links: links to relevant websites, blogs, news articles etc

Introduction: information about you and your work at AHO. Add you mobile number here if you want it on the page.

CV:

Research projects: if you want to link to projects on a research centre website

Publikasjoner Cristin: ask the AHO Library to set up import

Areas of expertise: select your work topics

Courses are automatically imported from EmWeb

Save to publish. Contact the Information department if you have any questions!

Remember that you have one English and one Norwegian version.

Use the first tab to display page when you are finished

